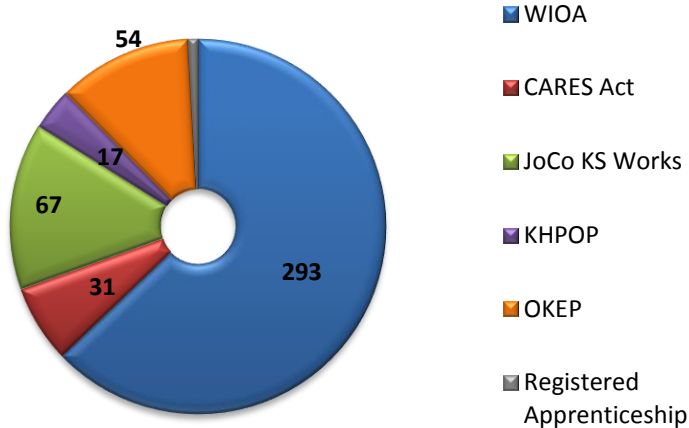
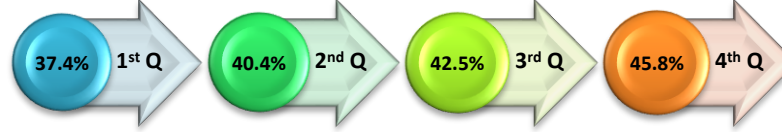


4thQ Program Participants Served



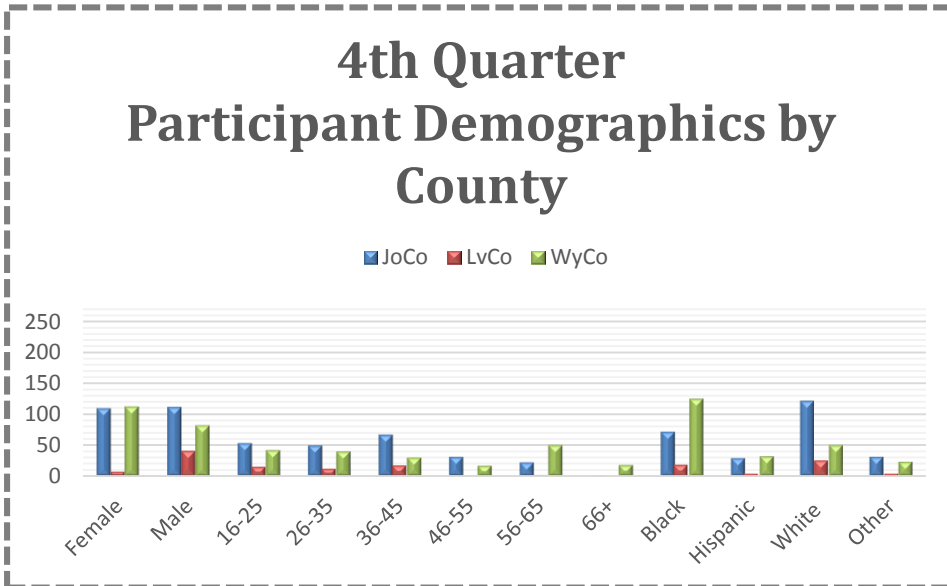
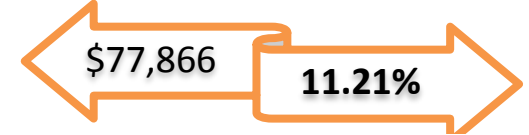
KHPOP-KS Health Profession Opportunity Project (Classroom Training)
OKEP-Older Kansans Employment Program (On-the-Job Training & Work Experience)



YTD Training Dollar Expenditures (40% Expenditure Goal Set by State)

6	On-the-Job Training	\$28,839
21	Work Experience	\$214,723
252	Occupational Skills Training	\$1,374,766
6	Pre-Vocational Training	\$7,663
4	Registered Apprenticeship	\$0
141	Supportive Services	\$76,114
Total Expended		\$1,702,105

YTD Youth/Young Adult Work Experience Expenditures (20% Expenditure Goal Set by State)

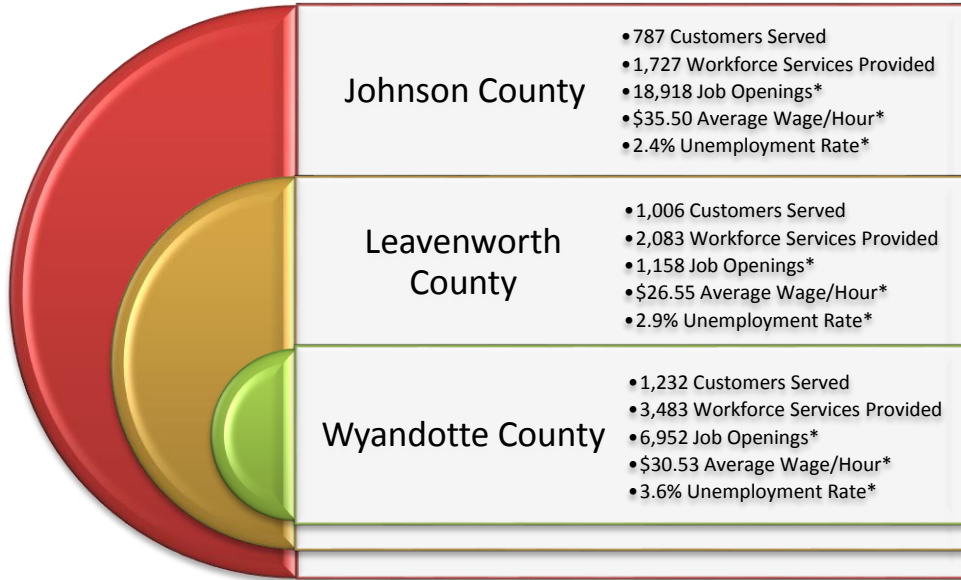


396	First Time Visitors/Tour of Service	92	WORKReady! Certificates Issued
334	UI Inquiries & Reemployment Services	2	DCF Recipients
210	Workshop/Orientation Attendees	96	Veterans
492	Training Inquiries	182	Youth Served

Performance Measures	LAIII PY21 – Q4	Goal PY21
Adult		
Employment Rate (2 nd Q After Exit)	70.05%	76%
Employment Rate (4 th Q After Exit)	72.71%	74%
Median Earnings	\$5,952	\$5,751
Credential Rate (4Qs After Exit)	87.17%	74.6%
Measurable Skills Gain	81.15%	53.2
Dislocated Worker		
Employment Rate (2 nd Q After Exit)	66.67%	82.5%
Employment Rate (4 th Q After Exit)	68.75%	79%
Median Earnings	\$9,404	\$9,100
Credential Rate (4Qs After Exit)	85.42%	78.6%
Measurable Skills Gain	94.44%	69.3%
Youth		
Placement in Employment, Education or Training (2 nd Q After Exit)	72.86%	72.5%
Placement in Employment, Education or Training (4 th Q After Exit)	70.65%	69.1%
Median Earnings	\$3,219	\$4,145
Credential Rate (4Qs After Exit)	47.46%	59%
Measurable Skills Gain	40.48%	57.6%

WIOA PERFORMANCE MEASURE OUTCOMES
(Measure is met at 90% of PY21 Goal)

98.7% Overall Customer/Employer Satisfaction

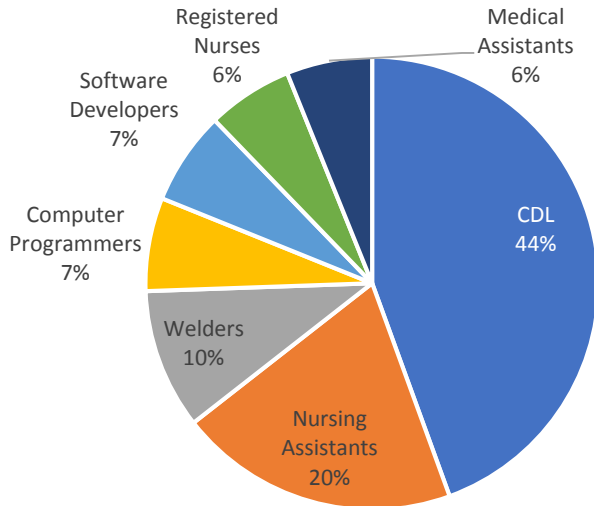
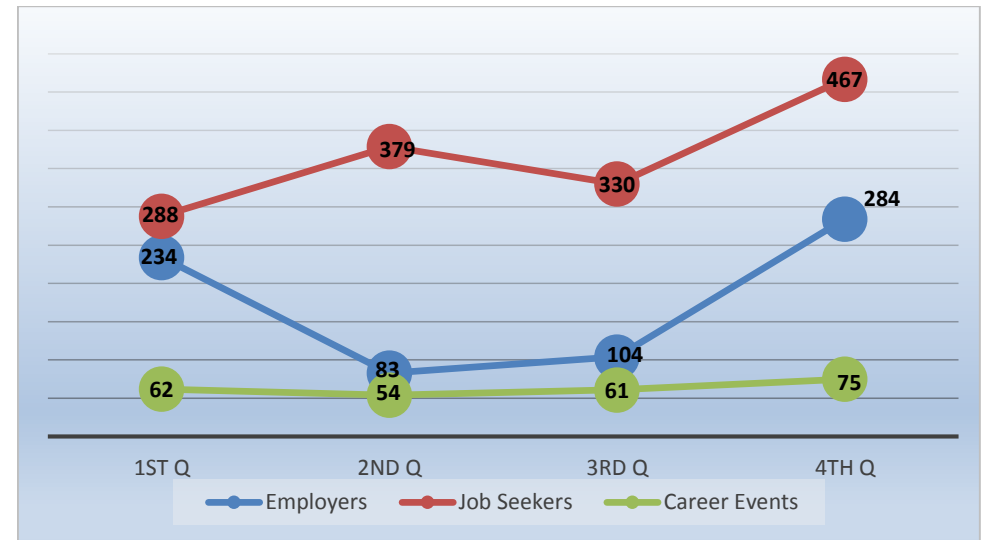


*KS Department of Labor Statistics
*UI Rate as of June 2022

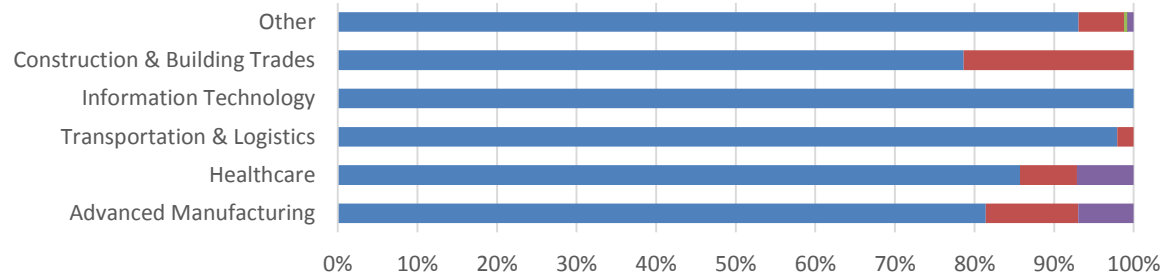


Career Events & Attendance

4th Q 13 Johnson 24 Leavenworth 38 Wyandotte



Employer Engagement by Sector & County



	Advanced Manufacturing	Healthcare	Transportation & Logistics	Information Technology	Construction & Building Trades	Other
Existing Employers	35	24	94	26	81	229
New JoCo	5	2	2	0	22	14
New LVCo	0	0	0	0	0	1
New WyCo	3	2	0	0	0	2